

WHAT'S SO COOL ABOUT THE JABRA BT8010?

Bluetooth mono headset for work and attachable stereo unit for play – all in one stylish design

Personalise the key functions like phonebook

Easy to use thanks to jog wheel and display


Multipoint connections - connect two devices at the same time – e.g. music player and mobile phone

LISTEN TO MUSIC.
STAY WITHIN REACH.

RELEASE
YOUR
JABRA



Jabra
BT 8010



Mono and stereo convertible headset

Display and jog wheel for easy operation

Personalise your headset settings

Features and Specifications

- Up to 10 hours talk time / up to 6 hours music streaming / up to 300 hours standby time
- Frequency range: 50-15000 Hz
- Answer/ end, reject a call*, call waiting*, last number redial*, voice-dialing*, play/pause/stop, next track, volume control
- Multipoint (2 pairings – 2 connections)
- Phonebook can store up to 30 contacts**
- OLED (Organic Light Emitting Diode) scrollable display
- DSP (Digital Signal Processing) Reduces background noise/automatic volume control
- Mono headset weighs 23 grams (Weighs 37 grams with stereo unit attached)
- Bluetooth 2.0 supporting A2DP (Advanced Audio Distribution Profile) and AVRCP (Audio Video Remote Control Profile) profiles, headset (HS) and hands-free (HF) profiles***

* Device dependent

** Personal settings are conveniently loaded, updated or deleted using the BT8010 Control Centre PC application. Check out www.jabra.com/BT8010 for information and availability.

*** To have the benefit of stereo sound and remote control of the headset, your other Bluetooth device must support these profiles

BT8010_01_08/06

Freephone customer support numbers:

Denmark: 70252272
Finland: 00800 722 52272
Italy: 800 786543
Norway: 800 61272
Spain: 900 984 542
Sweden: 020792522
UK: 0800 327 026

E-mail: support.no@jabra.com
E-mail: support.no@jabra.com
E-mail: support.it@jabra.com
E-mail: support.no@jabra.com
E-mail: support.es@jabra.com
E-mail: support.no@jabra.com
E-mail: support.uk@jabra.com

Convertible Bluetooth mono and stereo headset

Jabra



Jabra BT 8010



Work <> Play Convertible

From work...

Busy day at the office. Lots of calls to take, questions to answer, things to settle. Your Jabra BT8010 mono sits comfortably on your ear, working to perfection, keeping you constantly on the ball for instant decisions. Every moment matters. Every second counts.

...to PLAY

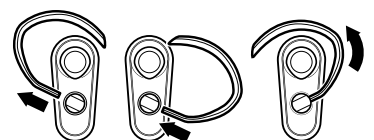

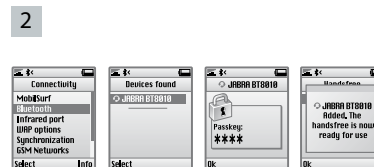
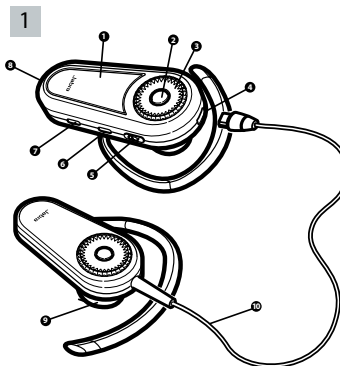
Now you are free. You shake off a hectic day, attach your BT8010 stereo unit. Time to step into your own world, with a seriously cool sound dimension. Slowly you unwind to the rhythms – leaving all the demands of the day behind you. You shift smoothly to a new level, never losing control. You are on top of your game.

...and back again

With the advanced new Jabra BT8010 Bluetooth headset, you can convert between two worlds. Mono headset for work. Attachable stereo unit for play – all in one stylish design. The Jabra BT 8010 helps you maintain high productivity throughout the day, optimising your performance at work and enhancing your enjoyment off duty.

Jabra delivers peak performance

You have a clear demand for flexibility, usability and personalisation. You've got it all in one with the new high-performance Jabra BT8010 mono and stereo headset. Once again, Jabra has reached higher to deliver the perfect mix of industry-leading performance, easy operation and state-of-the-art design.



- ▶ **Mono unit**
1. Display
 2. Answer/End button
 3. Jog wheel
 4. Socket for charging, stereo link and PC-connection
 5. On/Off/Pairing button

6. Menu button
 7. Mode button
 8. Microphone
- Stereo unit**
9. Speaker
 10. Stereo link cable (fixed)

1
About
your Jabra
BT8010

2
Pairing with
a phone or
other device

3
Display

4
Wearing
your Jabra
BT8010

Quick start guide

Pairing the Jabra BT8010 to a Bluetooth device:

Before you can use your Jabra BT8010 you must pair it with a mobile phone and/or another Bluetooth enabled device. The first time you turn on your Jabra BT8010 (or if factory reset via the menu), it will automatically enter pairing mode. In this case skip point 2 below. When pairing up your second device, assuming that is now fully charged, please start with point 2 below.

1. Charge the mono unit until the display indicates "charging complete" (approx 2 hours)*.
2. To put the Jabra BT8010 in pairing mode slide the On/Off/Pairing button forward until the display indicates "Pairing mode" and then release.
3. Set your Bluetooth device to "discover" the Jabra BT8010 (see your device user guide).
4. Press Yes or OK when asked if you want to pair with the Jabra BT8010.
5. Enter passkey or PIN = 0000 (4 zeros), then press Yes or OK.
6. Your phone or other device will confirm when pairing is complete**.

Making a call

Just dial the number on your phone's keypad and press send. Once the call goes through it will automatically transfer to your headset (device dependent).

Playing stereo music

Before playing music please plug in the stereo unit for a full stereo experience. (Please ensure that the headset is in music mode - music mode icon indicated on the display). Activate your music and use the intuitive controls on the mono headset to manage your music.

Answer a call while playing music

The music pauses/stops automatically when a call comes in (device dependent). Press the answer/end button and the call will connect.

*The stereo unit does not require separate charging.
** Please repeat the process if you wish to use the Jabra BT8010 with a second device.

Jabra