



Jabra GN

Jabra Elite 25e

Best-in-class battery for wireless calls and music*

All-day calls and music

Jabra Elite 25e takes your calls and plays your music throughout the day, wherever that may take you. With an unrivalled 18 hours battery time, Elite 25e gives you the freedom to stay connected.

Amazing durability

With a wind-protected microphone and weather-resistant durability, the Jabra Elite 25e delivers outstanding call quality in all weather – allowing you to ignore the elements, but not the conversations you need to take part in.

Even better fit

By developing our neckband design, Jabra Elite 25e now provides added comfort for all-day use. And by enhancing the fit with our EarGels™ you also gain better sound for calls and music.

Dedicated voice control button

Optimize your time at the touch of a button. Jabra Elite 25e features a voice button that instantly connects you to Siri® or Google Now™, allowing you to quickly get the information you need.

Exceptional sound quality

With 10mm speakers engineered for immersive audio, Jabra Elite 25e delivers full-spectrum music quality. Whether you prefer rich bass or crisp high tunes, your sound quality needs won't be compromised.

Reasons to choose

Jabra Elite 25e

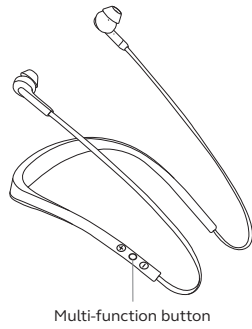
- **All-day calls and music.** Up to 18 hours of battery time
- **Amazing durability.** Wind and water resistant
- **Even better fit.** Improved neckband and EarGels™ design
- **Dedicated voice control button.** One-touch access to Siri® and Google Now™
- **Exceptional sound quality.** Speakers engineered for immersive audio



*July 21, 2017. See facts on [Jabra.com/commercial-claims](https://www.jabra.com/commercial-claims)

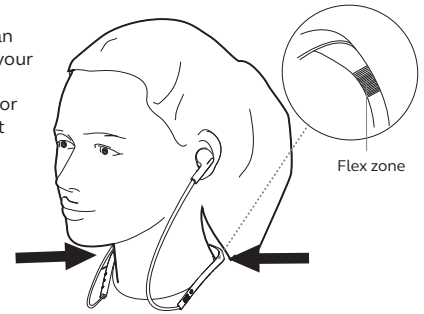
01 How to connect

1. Turn on Bluetooth® on your mobile device.
2. Ensure that the headset is off, and then press and hold (5 secs) the **Multi-function** button until the LED flashes blue and you hear an announcement in the headset.
3. Wear the headset and follow the voice-guided connection instructions.



02 How to wear

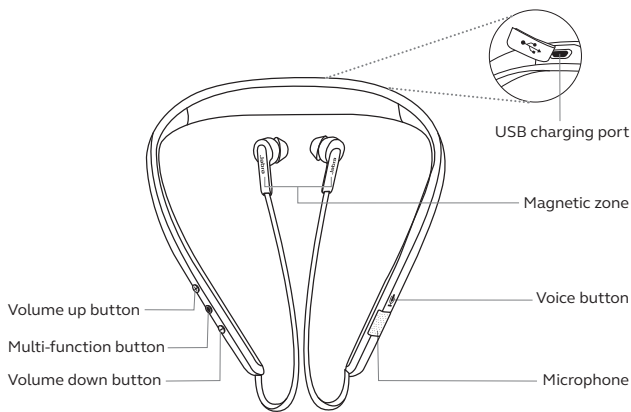
The neckband can be shaped to fit your neck by bending the **Flex zones**, for ultimate comfort and stability.



Did you know?

The headphones can magnetically snap together, or to the magnetic zones on the neckband, for convenient cable management.

03 How to use



How to charge

Gently pull open the charging cover to expose the USB charging port. It takes approx 1.5 hours to fully charge the headset.

CALL & MUSIC		
	On/off	Press and hold the Multi-function button for 3 seconds to power on, or 5 seconds to power off
	Play/pause music	Tap the Multi-function button
	Answer/end call	Tap the Multi-function button
	Reject call	Double-tap the Multi-function button
	Answer/end call	Detach/attach the Magnetic headphones
	Adjust volume	Tap the Volume up or Volume down buttons
	Skip track	Press and hold (1 sec) the Volume up or Volume down button
	Activate Siri/Google Now/Cortana	Tap the Voice button, when not on a call
	Mute/un-mute microphone	Tap the Voice button, when on a call

Features and specifications

- One year limited warranty
- Up to 18 hours of talk time and 16 hours of music time
- Dirt, temperature and humidity compliant, IP54 rated
- Connects up to 8 devices, and two at the same time with Multiuse™
- Bendable flex zones to ensure all-day comfort
- Voice button to instantly connect to Siri® and Google Now™