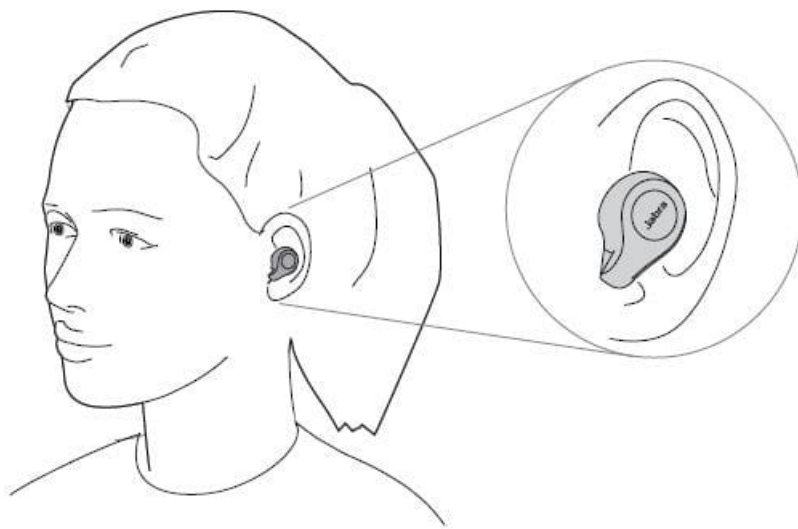


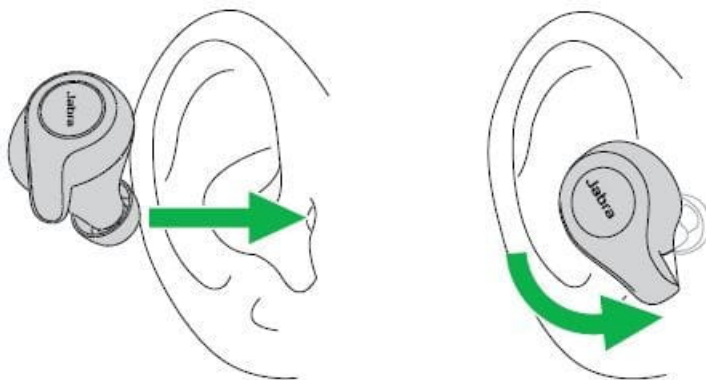
Jabra Elite 65t - Gold Beige

How do I get the best fit with my Jabra true wireless earbuds?

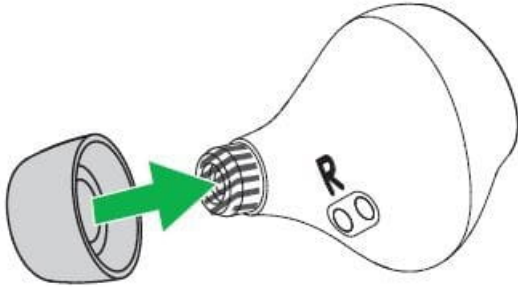
Insert the earbud into your ear and rotate to fit comfortably.



Ensure the microphone is pointing towards your mouth.



For the optimal audio experience and fit, we recommend that you try each of the different EarGel sizes. The fit should feel tight and secure in your ear. The medium EarGel is pre-mounted on the earbuds. Ensure the EarGel is firmly attached.



Note:

Images are for guidance purposes only. The displayed image may differ slightly from your device, however the content is still relevant and accurate.

Applicable products



Jabra Connect 5t - Titanium Black



Jabra Elite 2 - Dark Grey



Jabra Elite 3 Active - Black



Jabra Elite 3 - Dark Grey



Jabra Elite 3 - Light Beige



Jabra Elite 3 - Lilac



Jabra Elite 3 - Navy



Jabra Elite 4 Active - Black



Jabra Elite 4 Active - Navy



Jabra Elite 4 Active - Mint



Jabra Elite 4 - Dark Grey



Jabra Elite 4 - Light Beige



Jabra Elite 4 - Navy



Jabra Elite 4 - Lilac



Jabra Elite 5 - Black



**Jabra Elite 5 -
Titanium Black**



**Jabra Elite 5 - Gold
Beige**



**Jabra Elite 75t -
Titanium Black**



**Jabra Elite 65t -
Copper Black**



**Jabra Elite 65t -
Titanium Black**



**Jabra Elite Active 65t
- Copper Black**



**Jabra Elite Active 65t
- Copper Red**



**Jabra Elite Active 75t
- Copper Black**



**Jabra Elite Active 75t
- Grey**



**Jabra Elite Active 65t
- Copper Blue**



**Jabra Elite Active 65t
- Titanium Black**



**Jabra Elite 65t - Gold
Beige**



Jabra Evolve 65t MS



Jabra Evolve 65t UC