


Jabra Play

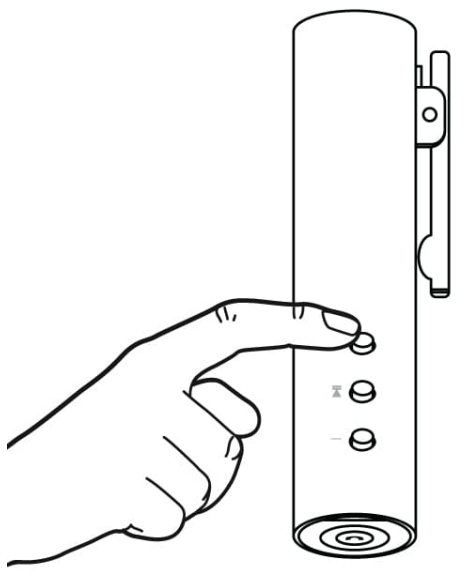
How do I reset my Jabra Play?

When you reset your Jabra Play, the list of devices that have been paired with it is cleared. Follow these steps to reset:

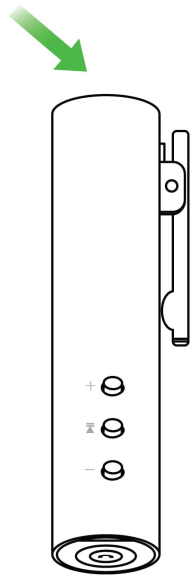
1. Turn on your Jabra Play by pressing and holding the **Answer/end** button for 2 seconds.




2. Press this sequence: **Volume+**, **Volume-**, **Volume+**, **Volume-**, **Volume+**, **Volume-**



3. The status light slowly flashes green two times.



4. Turn off your Jabra Play by pressing and holding the **Answer/end** button for 4 seconds. Your Jabra Play is now reset. When you turn on your Jabra Play again, it goes into pairing mode and is ready to pair with your mobile phone.



Note: When your Jabra Play has been reset, you will need to re-pair it with your mobile phone. Remember to delete the previous pairing before you re-pair.