

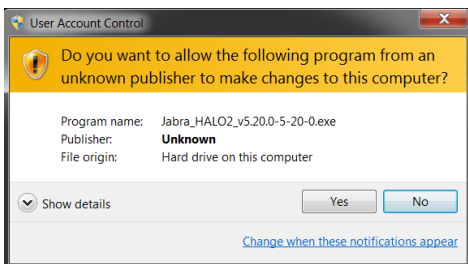
# Jabra Sport Pulse Special Edition

## How do I update the firmware or change the language on my Jabra device using the Firmware Upgrade Wizard?

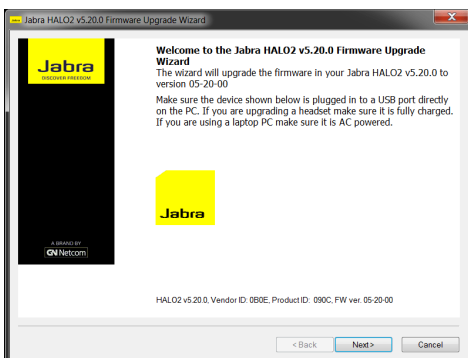
When you update the firmware on your Jabra device, you can also change the preferred language for voice guidance or voice commands\*.

To update the firmware or change the voice commands language, follow these steps.

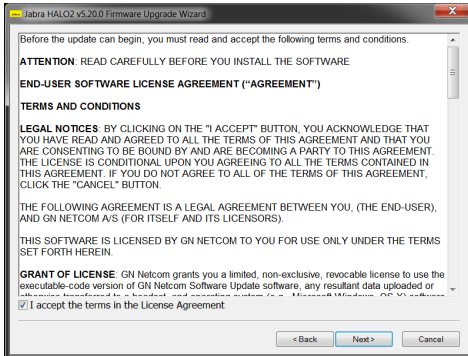
1. On the support page for your Jabra device, go to the **Updates** section and select your preferred language.
2. Click **Download**, and then open and run the file.  
If you are prompted with a security warning, click **Yes**.



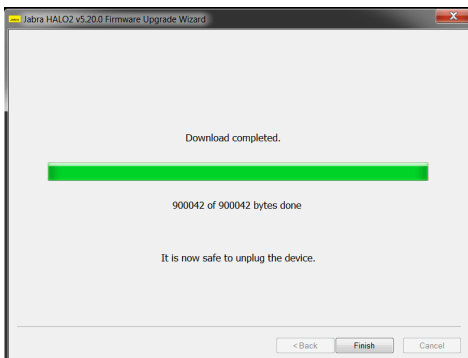
3. Turn off your device, and connect it to your computer using the supplied USB cable. Click **Next**.



4. Accept the terms in the **License Agreement**, and then click **Next**.



5. Follow the onscreen guide.
6. When the download is completed, click **Finish**.  
Your device is now updated, and you can disconnect it from your computer.



## Note

After you update or change language on your device, you must re-pair it with your smartphone.

\*Product dependent