

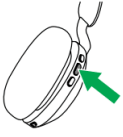
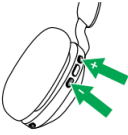
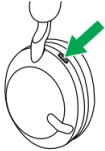
## Jabra Elite 45h - Gold Beige

### How do I use the call and music controls on my Jabra Elite 45h?

View the following table for information about the basic button controls on your Jabra Elite 45h headset.

#### **Note**

The overview is in English only. For versions in other languages, refer to the translated user manual in the Product documents section on the product support page.

|   |   |  |
|---|---|--|
|   | Play/pause music                                  | Press the <b>Multi-function</b> button   |
|    | Answer call                                       | Press the <b>Multi-function</b> button   |
|   | End call  | Press the <b>Multi-function</b> button   |
|   | Reject call                                       | Double-press the <b>Multi-function</b> button  |
|   | Adjust volume                                     | Press the <b>Volume up</b> or <b>Volume down</b> button, when listening to music or on a call  |
|   | Next track  | Press and hold (1 sec) the <b>Volume up</b> button   |
|    | Restart track or previous track                   | Press and hold (1 sec) the <b>Volume down</b> button to restart the current track<br><br>Press and hold twice to play the previous track |
|   | Hear battery and connection status                | Press the <b>Volume up</b> or <b>Volume down</b> button, when not listening to music or on a call  |
|  | Activate Voice Assistant (Siri, Google Assistant) | Press the <b>Voice</b> button, when not on a call  |
|   | Mute/un-mute microphone                           | Press the <b>Voice</b> button, when on a call.   |