

# Jabra Sport Pulse Special Edition

## How do I get the best fit with my Jabra wireless earbuds using the Comply Foam Tips?

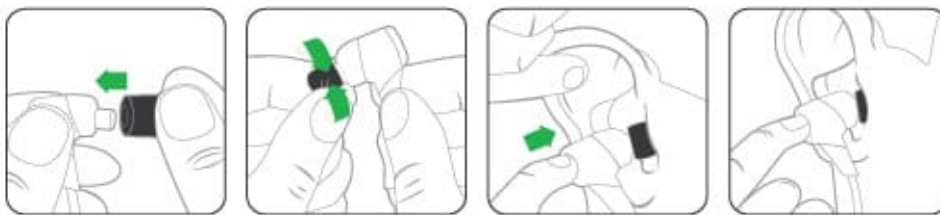
The earbuds must fit correctly to get the best audio and workout experience. Try all sizes of the Comply Foam Tips and all styles of the EarWing.

### Select the Comply Foam Tips

For the optimal fit and audio experience, try each size. The fit should feel tight and secure in your ear.

To replace the EarGels with the Comply Foam Tips, follow these steps.

1. Roll the tip into a thin round cylinder.
2. Gently insert the tip into the ear.
3. Hold the tip in place until it expands.



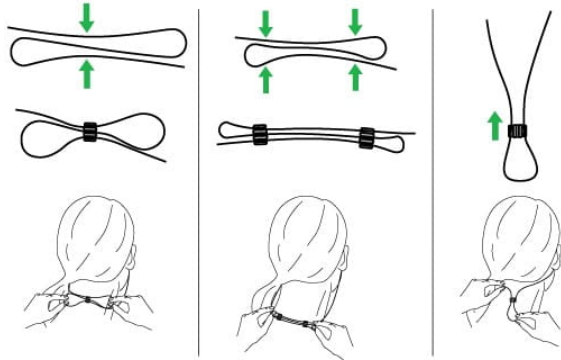
### Select the EarWing

Before your first workout, try each style of the EarWing. The top of the EarWing should fit tightly into the ridge of your ear.




### Use the FitClip (optional)

The FitClip secures the cable behind your neck.



## Applicable products



**Jabra Sport Pulse  
Special Edition**