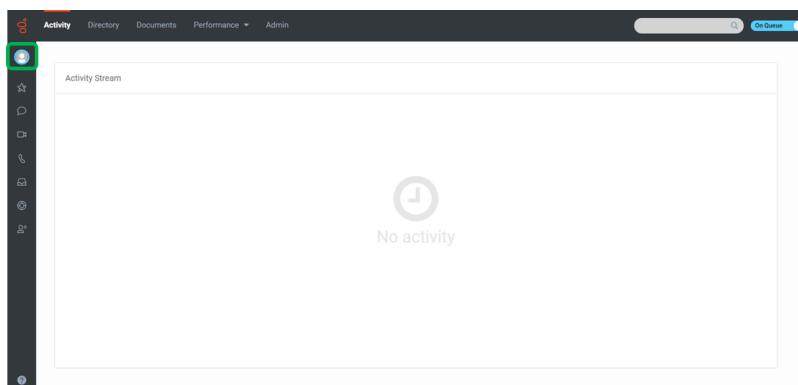


# Jabra Biz 2400, 3-in-1, WB Balance

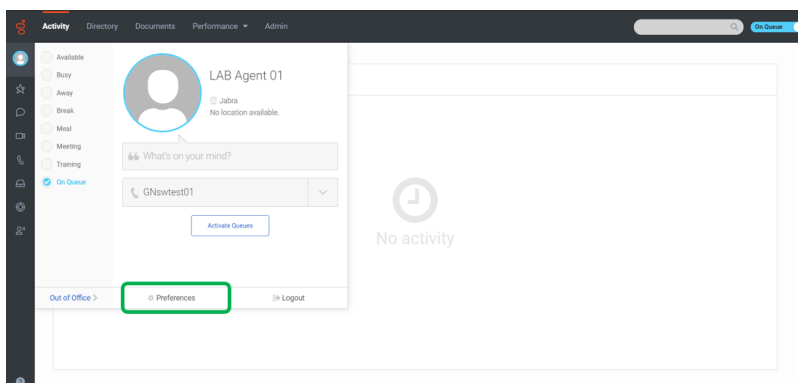
## How do I set up my Jabra device to work with Genesys PureCloud?

To select your Jabra device for use with Genesys PureCloud, follow these steps.

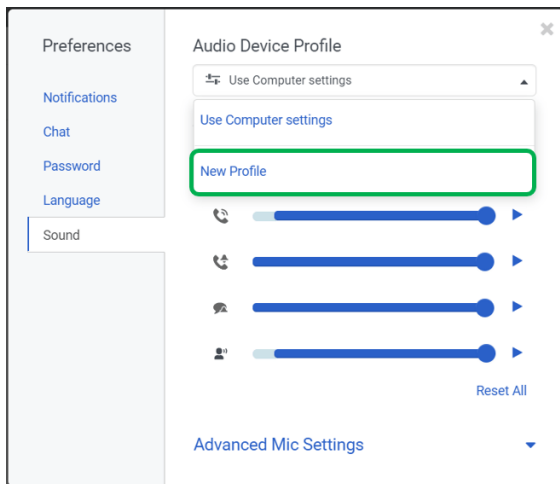
1. Click the **Profile** icon at the top left corner of your browser window.



2. Click **Preferences**.

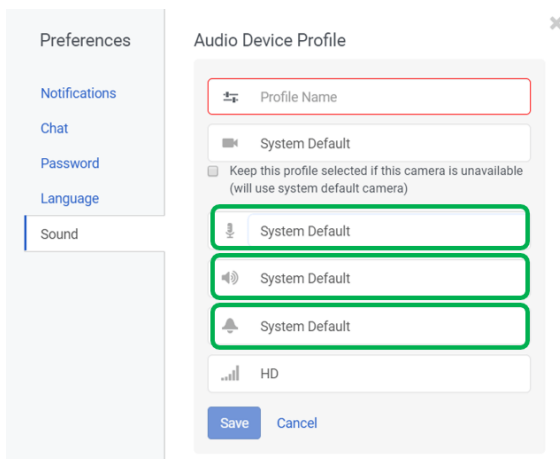


3. In **Sound, Audio Device Profile**, select **New Profile**.



4. In the **Microphone**, **Sound**, and **Ringtone** symbol fields, click and select your Jabra device to use as the system default.

If you are using a Jabra device with a connected Link adapter, select the Link adapter.



## Audio Device Profile

Profile Name

System Default

☐ Keep this profile selected if this camera is unavailable  
(will use system default camera)

System Default

System Default  
Default Communications Device  
Microphone (Jabra PanaCast) (2b93:0003)  
Microphone (2- Jabra Link 380) (0b0e:24ca)  
Microphone Array (Realtek(R) Audio)

HD

Save Cancel

**Note**

Images and text are for guidance purposes only. Actual images and text may vary depending on the connected device and updates to the software.