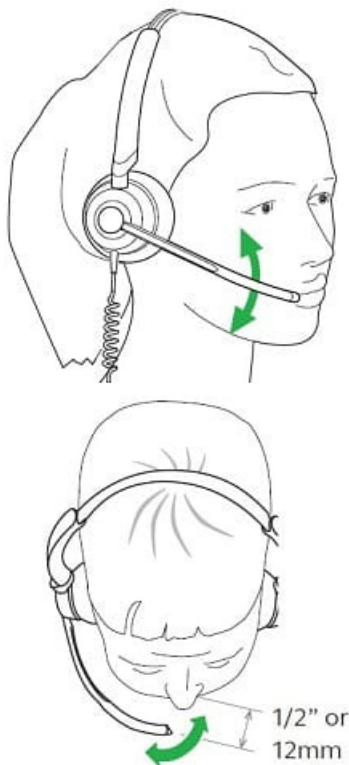
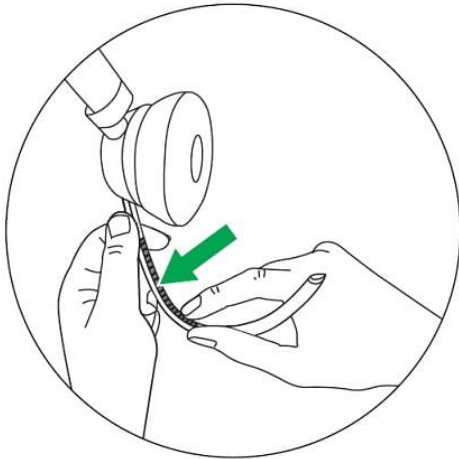


Jabra Engage 50 Stereo

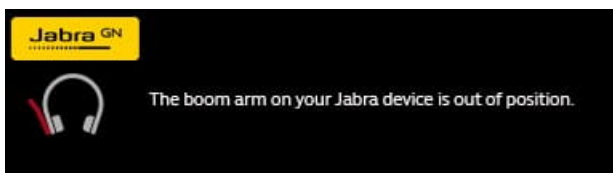
How does the noise cancelling microphone work on my Jabra Engage 50 headset?

Jabra Engage 50 is equipped with a unique 3-microphone system that intelligently filters out noise. These microphones differentiate between sounds that come from nearby sources such as the mouth, and sounds that come from further away, which are eliminated. Therefore, it is important that you position the boom arm with the three microphones close to your mouth – no further away than 1 finger width ($\frac{1}{2}$ inch/12 mm).

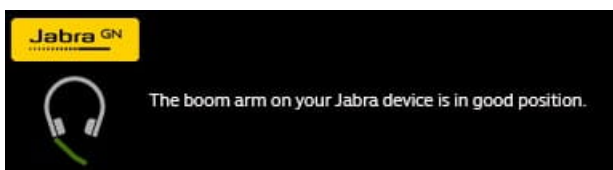




The 3-microphone system also enables an alert that informs you if the boom arm is positioned incorrectly. This message is then displayed in the bottom right corner of the computer screen:



To enable noise cancelling and the optimal audio quality, adjust the position of the boom arm until this message is displayed:



Note

These alert messages are enabled when you use [Jabra Direct version 4.x or later](#).