

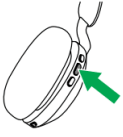
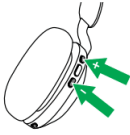
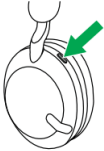
Jabra Elite 45h - Black

How do I use the call and music controls on my Jabra Elite 45h?

View the following table for information about the basic button controls on your Jabra Elite 45h headset.

Note

The overview is in English only. For versions in other languages, refer to the translated user manual in the Product documents section on the product support page.

	Play/pause music	Press the Multi-function button
	Answer call	Press the Multi-function button
	End call	Press the Multi-function button
	Reject call	Double-press the Multi-function button
	Adjust volume	Press the Volume up or Volume down button, when listening to music or on a call
	Next track	Press and hold (1 sec) the Volume up button
	Restart track or previous track	Press and hold (1 sec) the Volume down button to restart the current track Press and hold twice to play the previous track
	Hear battery and connection status	Press the Volume up or Volume down button, when not listening to music or on a call
	Activate Voice Assistant (Siri, Google Assistant)	Press the Voice button, when not on a call
	Mute/un-mute microphone	Press the Voice button, when on a call.