

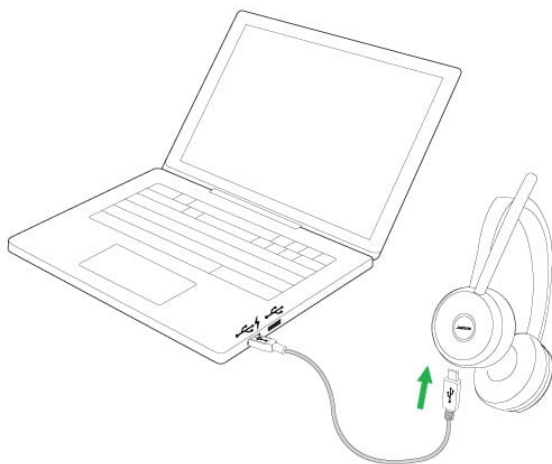
# Jabra Evolve 65 MS Stereo

## How do I charge my Jabra Evolve 65?

There are two ways to charge your headset.

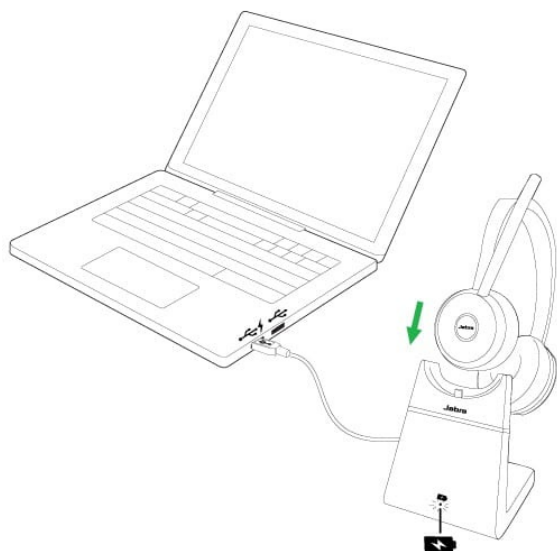
### **Use the USB charging cable**

Plug the supplied USB charging cable into a USB port on your computer, docking station, or wall charger.



### **Use the charging stand (optional accessory)**

















Plug the headset into a powered USB port on your computer, docking station, or wall charger. Then dock the headset.

**Note**

It takes approximately 3 hours to fully charge the battery. You can still use the headset while the battery is charging.

When the battery is fully charged, it has up to 7.5 hours of talk time and up to 12 hours of music time.

## Applicable products

 <p>Jabra Evolve 65 SE - UC Stereo with</p>	 <p>Jabra Evolve 65 SE UC Stereo</p>	 <p>Jabra Evolve 65+ UC Stereo</p>	 <p>Jabra Evolve 65 SE MS Mono</p>
 <p>Jabra Evolve 65+ MS Stereo</p>	 <p>Jabra Evolve 65 SE - MS Mono with</p>	 <p>Jabra Evolve 65 SE - MS Stereo with</p>	 <p>Jabra Evolve 65 SE UC Mono</p>
 <p>Jabra Evolve 65+ UC Mono</p>	 <p>Jabra Evolve 65+ MS Mono</p>	 <p>Jabra Evolve 65 UC Mono</p>	 <p>Jabra Evolve 65 MS Stereo</p>
 <p>Jabra Evolve 65 MS Mono</p>	 <p>Jabra Evolve 65 UC Stereo</p>	 <p>Jabra Evolve 65 SE - UC Mono with</p>	 <p>Jabra Evolve 65 SE MS Stereo</p>