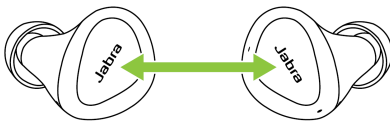


## Jabra Elite 4 Active - Navy

















### How do I turn on/off my Jabra earbuds?

To turn on your Jabra earbuds, remove the earbuds from the charging case. To turn off the earbuds, place them in the charging case.

Alternatively, to manually turn on the earbuds, simultaneously press the **Left** and **Right** buttons. The earbud LEDs will flash green to indicate they have been turned on. To turn off the earbuds, simultaneously press the **Left** and **Right** buttons, or press and hold (5 seconds) the **Left** or **Right** button when in Mono mode. The earbud LEDs will flash red to indicate they have been turned off.



## Applicable products

 <p>Jabra Elite 4 - Dark Grey</p>	 <p>Jabra Elite 4 - Lilac</p>	 <p>Jabra Elite 4 - Light Beige</p>	 <p>Jabra Elite 4 - Navy</p>
 <p>Jabra Elite 5 - Black</p>	 <p>Jabra Elite 5 - Gold Beige</p>	 <p>Jabra Elite 4 Active - Navy</p>	 <p>Jabra Elite 4 Active - Black</p>
 <p>Jabra Elite 5 - Titanium Black</p>	 <p>Jabra Elite 3 - Light Beige</p>	 <p>Jabra Elite 4 Active - Mint</p>	 <p>Jabra Elite 3 Active</p>
 <p>Jabra Elite 3 - Dark Grey</p>	 <p>Jabra Elite 3 - Lilac</p>	 <p>Jabra Connect 5t - Titanium Black</p>	 <p>Jabra Elite 3 - Navy</p>