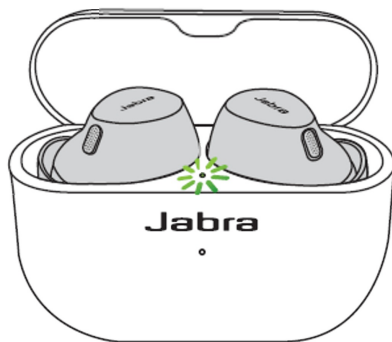


Jabra Elite 8 Active - Black

How do I charge my earbuds and the charging case?

To charge your Jabra Elite 8 Active earbuds, place the earbuds in the charging case and close the lid. It takes up to 3 hours to fully charge the earbuds.

When the charging case is opened, the LED inside the charging case will light up red, yellow, or green to indicate the battery status of the earbuds. The LED on the front of the charging case will indicate the battery status of the charging case.



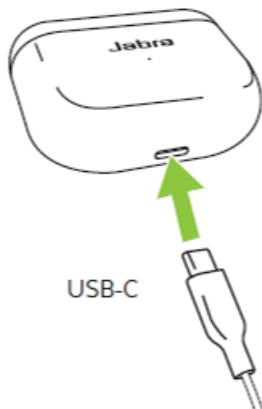
Fast charge the earbuds

When the earbuds are at low battery, 5 minutes in the charging case will give up to 1 hour of battery. This fast charge option requires that the charging case has a minimum of 30% battery. You can check the current battery status of the earbuds and charging case in Jabra Sound+.

Charge the charging case using the USB cable

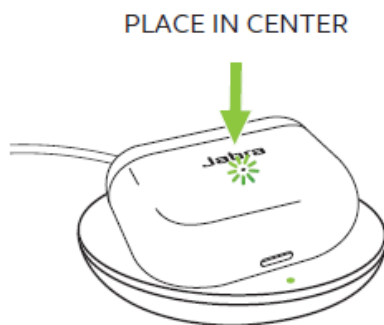
It takes up to 3 hours to fully charge the earbuds and the charging case using the supplied USB cable.

The charging case uses the standard USB voltage of 5V +- 0.25V. It is not recommended to charge the earbuds using a power supply with a higher voltage.



Charge the charging case using the Jabra wireless charging pad (available as an optional variant)

Place the charging case in the center of the Jabra wireless charging pad. The LED on the charging case will flash to indicate the charging case is placed correctly. It takes up to 3 hours to fully charge the earbuds and the charging case using the wireless charging pad.



Note

Charging a device using a charging pad may result in the device becoming warm. The elevated temperature is within safe operating requirements and has no bearing on the lifespan or performance of the device.