

Jabra Supreme UC

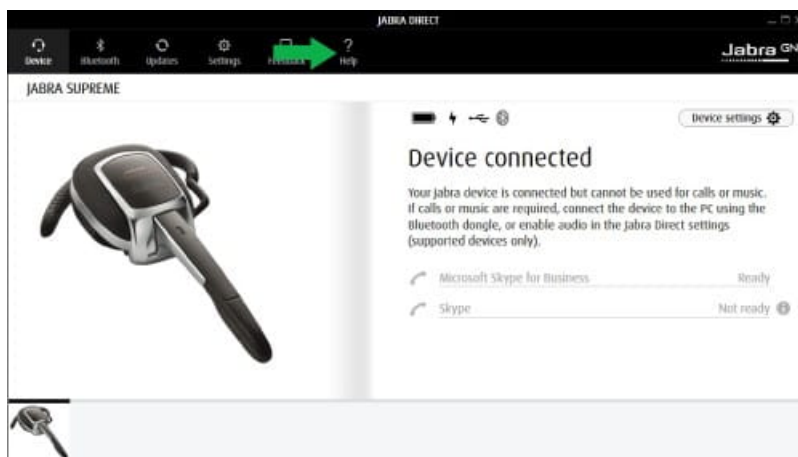
How do I change the voice guidance language using Jabra Direct?

Prerequisites

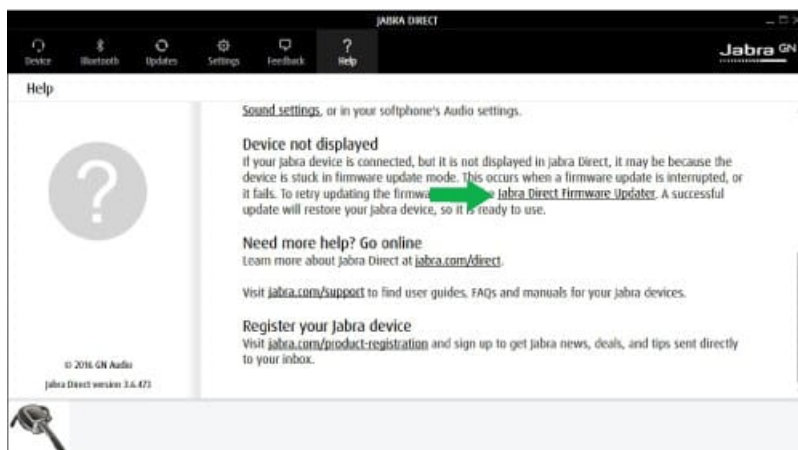
- [Jabra Direct version 3.x or earlier](#)

To change the voice guidance language on your Jabra headset, follow these steps.

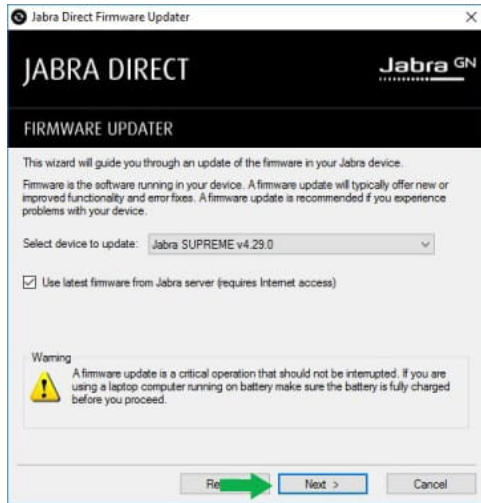
1. In Jabra Direct, click **Help**.



2. Scroll down and click **Jabra Direct Firmware Updater**.



3. Click **Next**.



4. Click **Download**.



5. Click **Next**.



6. If prompted, click **Yes**.



7. Select the language, and then click **Next**.

If you are using voice commands, refer to the user manual for information on the specific language to install and the correct commands that are supported by your headset.



8. Follow the onscreen instructions, and wait for the update to finish.



Note

Images and text are for guidance purposes only. Actual images and text may vary depending on the connected device and updates to the software.

Applicable products



Jabra Motion UC with travel and charge kit



Jabra Motion UC MS



Jabra Motion UC



Jabra Motion UC With Travel & Charge



Jabra Supreme UC MS



Jabra Supreme UC